


23 Orders and directions

Use imperatives to tell someone to do something. They are also useful to give a warning, or to give directions to someone.

 **New language** Imperatives

Aa Vocabulary Directions

 **New skill** Finding your way

23.1 KEY LANGUAGE IMPERATIVES

To make the imperative, use the base form of the verb (the infinitive without "to").

Stop!

The base form of the verb "to stop."



23.2 FURTHER EXAMPLES IMPERATIVES



Get up.



Be careful!



Eat your breakfast.



Help!



Give that to me.



Read this book.



23.3 REWRITE THE INFINITIVES AS IMPERATIVES

to go = Go

1 to wake up = _____

2 to do = _____

3 to start = _____

4 to have = _____

5 to wait = _____

6 to stop = _____

7 to work = _____



23.4 KEY LANGUAGE GIVING DIRECTIONS



go straight ahead



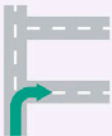
turn left



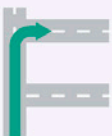
turn right



go past



take the first right



take the second right



23.5 MARK THE DIRECTIONS THAT LEAD YOU TO THE CORRECT PLACES ON THE MAP



For the Bridge Café:

Take the first right. The café is on the left.



Take the first left. The café is on the right.



1 For the train station:

Take the second left. The station is on the right.



Take the second right. The station is on the left.



2 For the Elm Tree Restaurant:

Take the first left, then turn right. The restaurant is on the right.



Take the second left, then turn right. The restaurant is on the left.



3 For the hospital:

Take the second right, and the hospital is on the left.



Take the second left, and the hospital is on the right.



4 For the Supreme Hotel:

Take the first left, then go straight ahead. The hotel is on the right.



Take the first right, then go straight ahead. The hotel is on the left.



5 For the castle:

Take the first left, then turn right. The castle is on the left.



Take the first left, then turn left. The castle is on the right.



23.6 VOCABULARY DIRECTIONS



next to



opposite



between



on the corner



behind



in front of



on the right



on the left



intersection (US)
crossroads (UK)



block



Aa

23.7 FILL IN THE GAPS USING DIRECTIONS




The Rathbone Theater is
opposite the park.



1 The supermarket is
_____ the post office.



2 The museum is
_____ the café.



3 The station is
_____ the church.



4 The cinema is on the
_____ of the intersection.



5 The post office is
_____ the café and the supermarket.




23.8 KEY LANGUAGE NEGATIVE IMPERATIVE

Add "don't" or "do not" before the verb to make an imperative negative.

Do not
Don't } **turn right.** 



23.9 FURTHER EXAMPLES NEGATIVE IMPERATIVE

 **Don't eat** that cake.

 **Don't sit** there.



23.10 REWRITE THE SENTENCES AS NEGATIVE IMPERATIVES

Take the first left.

Don't take the first left.

1 Read that book.

2 Go past the hotel.


3 Give that to the cat.

4 Have a shower.

5 Drive to the mall.



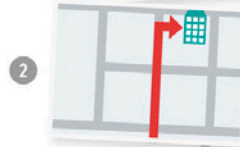
23.11 LISTEN AND MATCH THE DIRECTIONS TO THE PLACES



Movie theater



Hotel Bel Air



Swimming pool



Science museum



Library

23 CHECKLIST



Imperatives ☐

Aa Directions ☐



Finding your way ☐